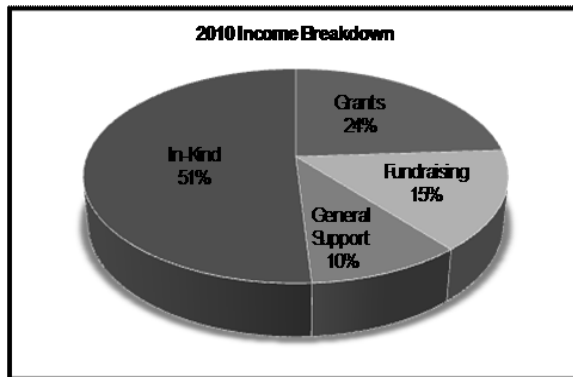


Villa Therese Catholic Clinic 2010 Financial Report

Generating \$257,477.00 of income and \$266,985.00 of in-kind contributions, for a total of \$524,462.00, the VTCC celebrated another successful year. And we owe a great deal to our volunteers. Donated medical service hours are our biggest asset and these hours are used in calculating the actual cost of free care. However, additional costs for an entire procedure are not taken into account and add up to thousands of dollars. For example, a full dental work-up that includes an exam, cleaning, sealants and restorative caries treatment (average of two cavities per child) would cost approximately \$500.00 per child in the private sector. Multiply this by 87 child patients seen in 2010 for a total cost of \$43,500 for children's dental services. And year-to-date, we have already served 207 children in the dental clinic, with six more months to go!

Each clinic type (children's, immunization, dental, podiatry, and vision) has its own cost for services rendered. Luckily our corps of volunteer health care practitioners help keep our costs down; our fiscal challenges remain in the areas of medical and dental supplies, equipment, medicine, adult vaccines, utilities, and staff salaries.

Our income breakdown for 2010 is demonstrated by the chart below. In-kind services increased slightly this year with the addition of new health care and office volunteers or 51% of the budget. Thank you volunteers, staff and board members for keeping the VTCC a place where patients can continue to receive quality care.

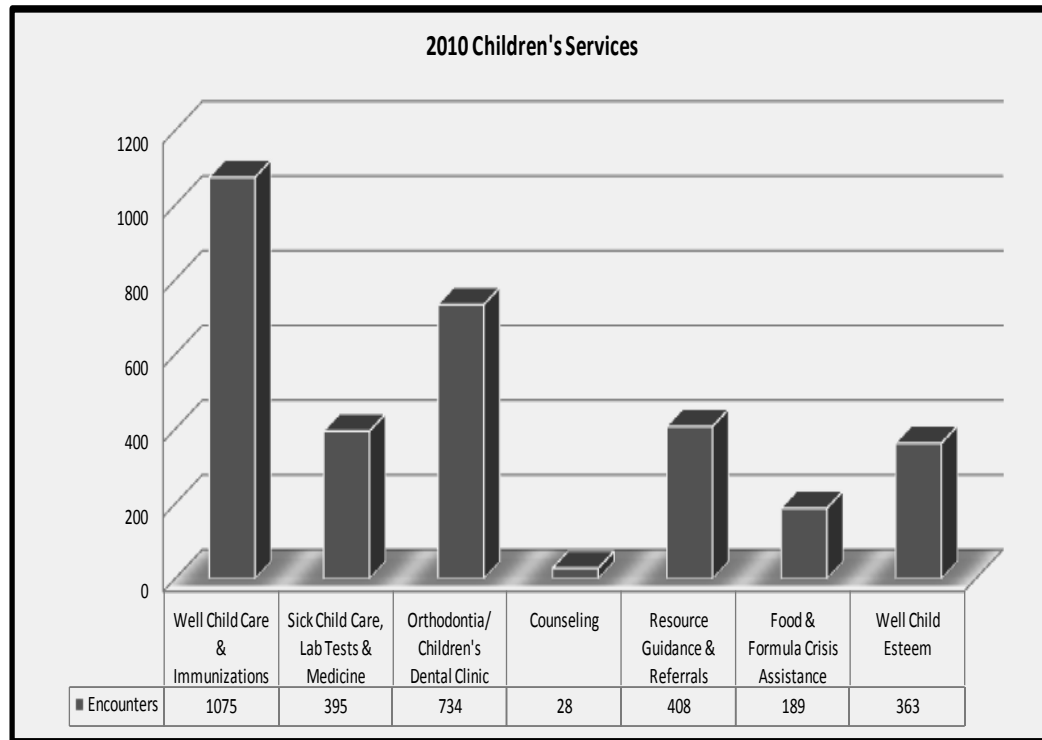


Total Income Generated: \$257,477.00
Total In-Kind Contributions: \$266,985.00

Program Summary

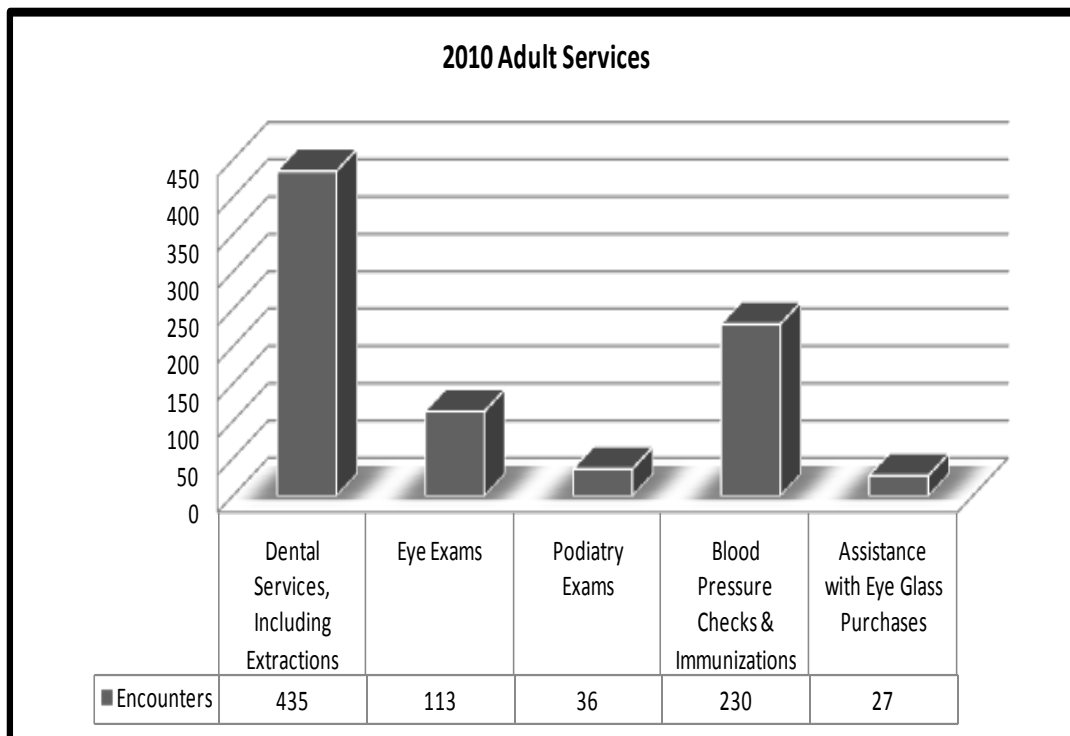
Children's Services: Primary health care for children includes well- and sick-child exams, immunizations, developmental screening, lab tests, prescription and over-the-counter medications, physical exams, dental exams and preventive or restorative dental

treatment. Children who meet specific program requirements can receive additional services, such as counseling or orthodontic treatment. Families may receive crisis assistance for food and formula. In 2010 the following services were provided:



Adult Services:

The type of medical services provided to adults include dental exams, eye exams and financial assistance to purchase glasses, podiatry exams, hypertension checks and adult immunizations. In 2010, the following services were provided:



Patient Encounters:

Patient encounter data are used to analyze services rendered. An encounter consists of an initial exam and other services offered during the exam period. For example, a child patient receives a physical exam, lab work, and one immunization for a total of 3 encounters; 4,023 patient encounters were reported in 2010 with 2,518 unduplicated individuals & patients receiving assistance and services.

Financial Summary:

